

Where to Publish

network and service management papers

AIMS – Bremen – July 2008

Aiko Pras

University of Twente

a.pras@utwente.nl



Information Society
Technologies

*This tutorial/training course was supported in part by the
EC IST-EMANICS Network of Excellence (#26854)*



What is the message?

- 1) Focus more on journals
- 2) Focus more on journals
- 3) Focus more on journals
- 4) ...



Overview

- 1) Why should we / I bother?
- 2) What publications do exist?
- 3) How to rank a conference
- 4) How to rank a journal
- 5) How to measure your performance



Overview

- 1) Why should we / I bother?
- 2) What publications do exist?
- 3) How to rank a conference
- 4) How to rank a journal
- 5) How to measure your performance



Why should **we** bother?

Publishing at the right venue:

- allows automatic systems to find our publications
- increases the chance others will read our publications

If others read our paper:

- we may be cited
- automatic systems may count our citations

Publications and Citations:

- are used to measure our performance
- are used to allocate research money



Why should **we** bother?

Maybe we should not bother:

- different ways of counting yields different results
- strategic behaviour
- waste of time and energy

See also: David Lorge Parnas: *Stop the Numbers Game - Counting papers slows the rate of scientific progress*, in Communications of the ACM, Nov 2007 / Vol 50, No 11



Why should I bother?

If you are a PhD student:

- Your PhD committee members will look at it
- Your future employer (if you stay in research) will look at it

If you are a staff member:

- Your future employer (if you change jobs) will look at it
- The evaluation committee, which will report your group's performance to the university, will look at it

Don't fight if you know you will loose



Overview

- 1) Why should we / I bother?
- 2) What publications do exist?
- 3) How to rank a conference
- 4) How to rank a journal
- 5) How to measure your performance



What publications exist

- Journals
- Conference proceedings
- Workshops proceedings

Some lists can be found at:

- <http://www.simpleweb.org/contacts/events.html>
- <http://www.simpleweb.org/cfp.rss>
- <http://www.simpleweb.org/conferences.rss>



Journals

Specific for Network and Service management:

- IEEE Communications Magazine: Series on N&S Management
- IEEE Transactions on N&S Management
- Journal of Network and Systems Management
- International Journal of Network management

Networking in general:

- IEEE Network
- IEEE Journal on Selected Areas in Communications
- IEEE/ACM Transactions on Networking
- IEEE Surveys and Tutorials
- Elsevier Computer Networks
- Elsevier Computer Communications
-



Conferences

Specific for Network and Service management:

- IM / NOMS
- Manweek: DSOM, MMNS, IPOM
- AIMS
- APNOMS
- LANOMS

Networking in general:

- Infocom
- ICC
- Globecom
- ...



Workshops

- “Specific” for Network and Service management:
 - Policy
 - E2EMON
 - BDIM
 - BcN
 - FeBID
 - MUCS
 - ACNM
 - MACE
 - INM
 - ICIMP
 - EVGM
 - SVM
 - Eunice
 - CDGNSM
 - NGNM
 - NDA
 - WNS
 - PM2HW2N
 - CSET
 - NeSS
 - DANMS
 - IMM
 - ...

See: <http://www.simpleweb.org/contacts/events.html>



What is the general feeling?

Journals

- Highest quality
- Automatically indexed / ranked

Conference proceedings

- Medium quality
- Not indexed / ranked

Workshops proceedings

- Lowest quality



Overview

- 1) Why should we / I bother?
- 2) What publications do exist?
- 3) How to rank a conference
- 4) How to rank a journal
- 5) How to measure your performance



How to rank a conference

Acceptance rates

Lists of conference publications / citations

Lists of conference rankings



How to rank a conference

Acceptance rates

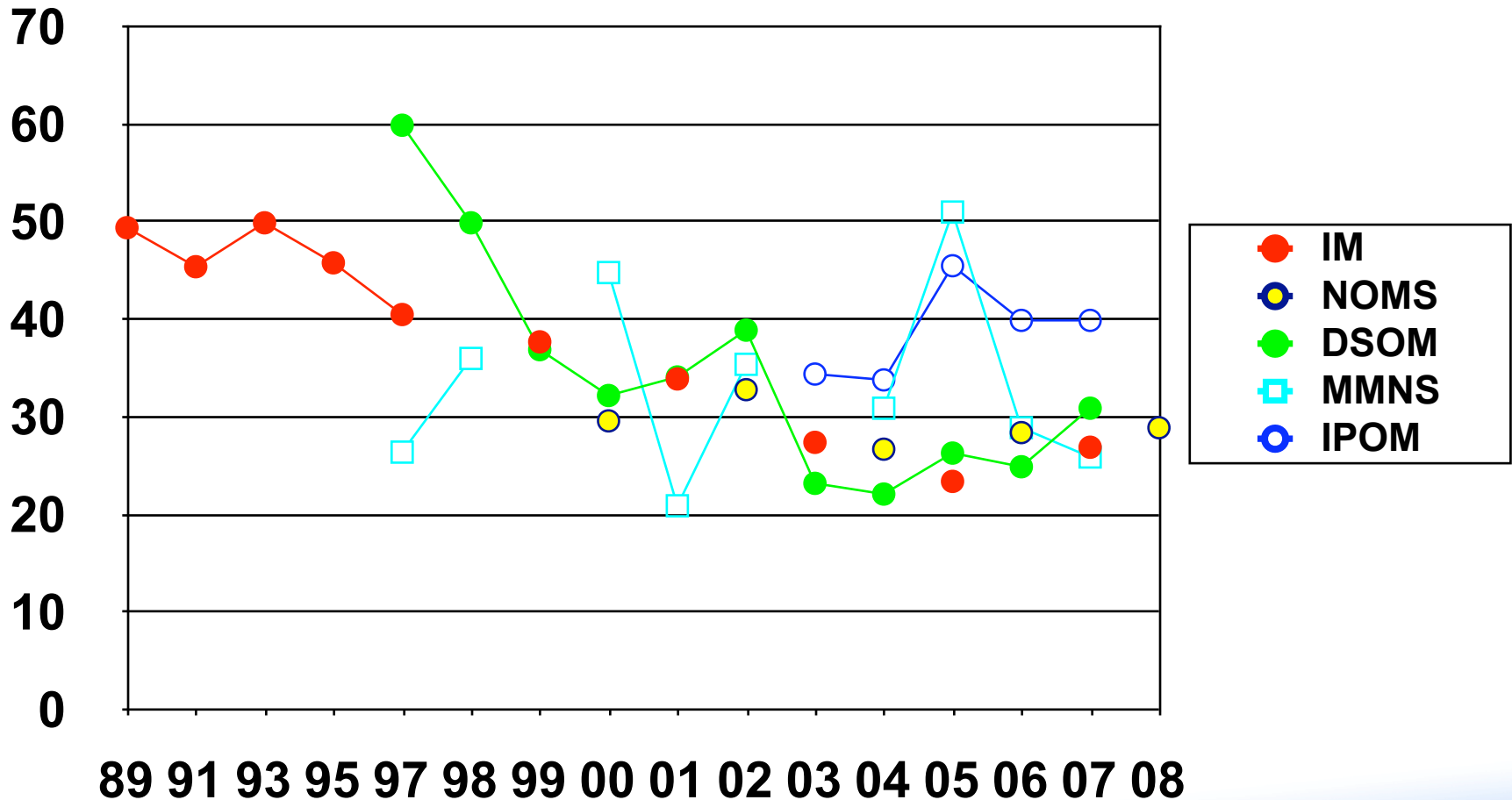
Lists of conference publications / citations

Lists of conference rankings



Acceptance rate conferences

source: <http://www.cs.ucsb.edu/~almeroth/conf/stats/>



How to rank a conference

Acceptance rates

Lists of conference publications / citations

Lists of conference rankings



Lists of conference publications / citations

Libra:

- Microsoft Research Asia
- http://libra.msra.cn/conf_category_24.htm
- Has similar list for Journals
- Has also author ranking



LIBRA

	Publications	Citations	Citation / publication
INFOCOM	3907	32596	8,34
IM	455	645	1,42
DSOM	170	169	0,99
ICC	1393	1303	0,94
MMNS	226	72	0,32
APNOMS	76	0	0
IPOM	45	0	0
AIMS	40	0	0



How to rank a conference

Acceptance rates

Lists of conference publications / citations

Lists of conference rankings



Lists of conference rankings - I

Australian Ranking of ICT Conferences

- <http://www.core.edu.au/rankings/Conference%20Ranking%20Main.html>

Computer Science Conference Ranking

- www.cs-conference-ranking.org

Citeseer^x

- <http://citeseerx.ist.psu.edu/stats/venues>
- Results seem very “strange”:
 - Sigcomm on position 9 (0.31)
 - Infocom on position 93 (0.07)
 - IEEE Network on position 342 (0.02)
 - DSOM on position 345 (0.02)



Lists of conference rankings - II

Computer Science Department Conference Rankings

http://www.comp.nus.edu.sg/~harishk/mysoc_confs.htm

Computer Science Conference Rankings

http://www-static.cc.gatech.edu/~guofei/CS_ConfRank.htm

Conferencing-Ranking / CS Conference Ranking

<http://cs.conference-ranking.net/>

<http://www.conference-ranking.org/>

Computer Science Conference Rankings

<http://www.cs.ualberta.ca/~zaiane/htmldocs/ConfRanking.html>

Journal and conference ranking lists

<http://www.infotech.monash.edu.au/resources/staff/research/ranking-list/index.html>



Australian Ranking of ICT Conferences

A⁺: 6%, A: 27%, B: 31%, U: 29%, L: 6%

Specific for Network and Service management:

- IM: A
- NOMS: B
- DSOM: B
- MMNS:
- IPOM:
- APNOMS: B

Networking in general:

- INFOCOM: A⁺
- ICC: A
- Globecom: B



Computer Science Conference Ranking

Uses “Estimated Impact of Conference”

- CP: 30% - citation of papers
 - RR: 30% - quality of referees' reports
 - RS: 25% - availability of resources to students by the conference (funds for travel, fees, hotel)
 - JA: 10% - conference papers accepted/appeared in reputable journals after the conference
 - IN: 5% indexing
-
- SIGCOMM: Conf on Comm Architectures, Protocols & Apps (0.99)
 - INFOCOM: Annual Joint Conf IEEE Comp & Comm Soc (0.99)
 - ...
 - NOMS: IEEE Network Operations and Management Symp (0.62)
 - IM, DSOM, MMNS, IPOM, : not listed (<0.5)



How to rank a conference

Conclusion conference ranking lists:

- many different ranking sites exist
- ranking criteria are often unclear
- results are sometimes questionable
- gives only very rough idea



Overview

- 1) Why should we / I bother?
- 2) What publications do exist?
- 3) How to rank a conference
- 4) How to rank a journal
- 5) How to measure your performance



How to rank a journal

Acceptance rates

Citation index / Impact factors

- ISI - Thomson Scientific
- Scopus - Elsevier
- Citeseer^x



How to rank a journal

Acceptance rates

Citation index / Impact factors

- ISI - Thomson Scientific
- Scopus - Elsevier
- Citeseer^x

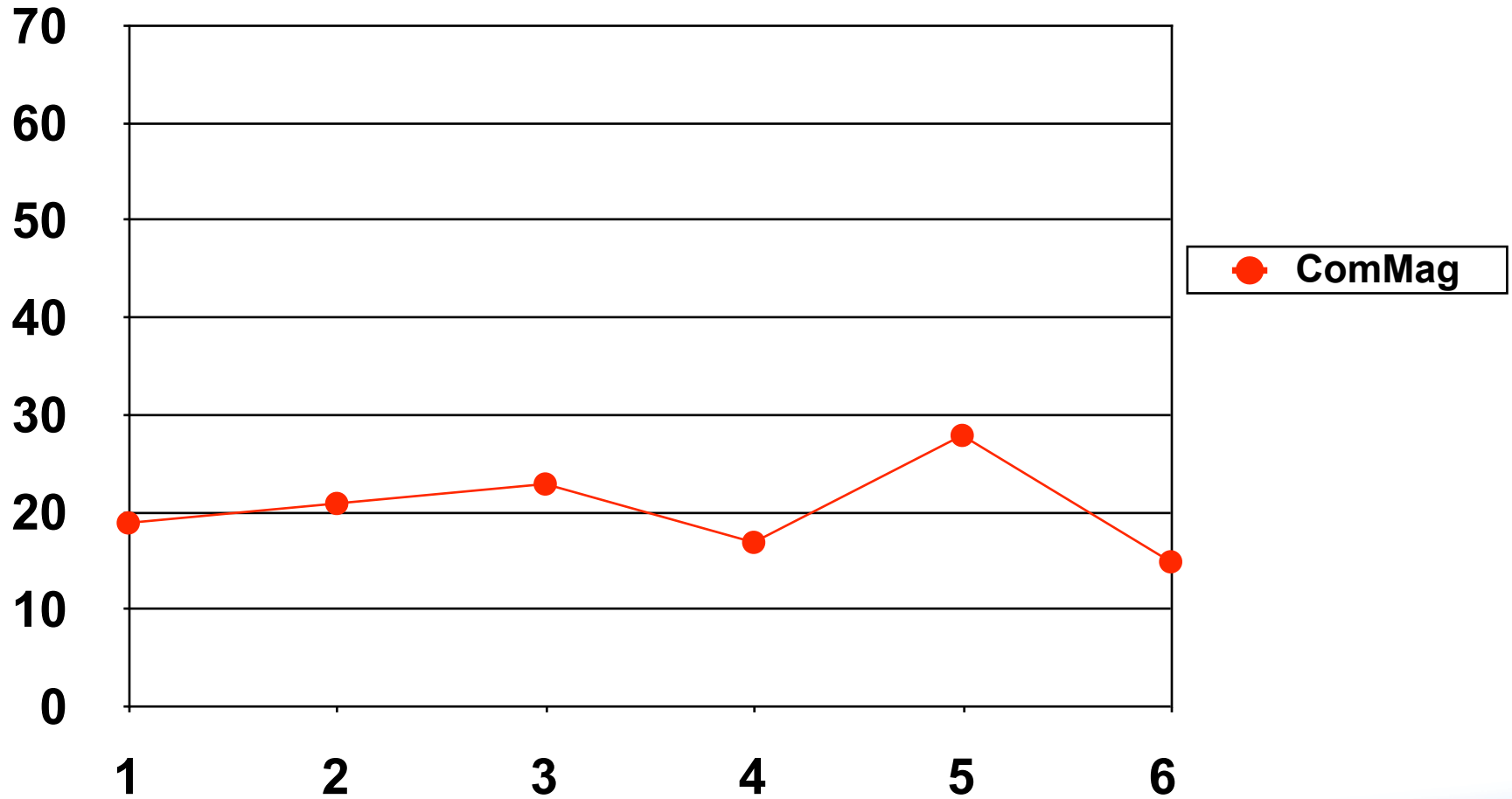


Acceptance rate journals

- IEEE Communications Magazine
- IEEE TNSM
- JNSM
- IJNM



Acceptance rate ComMag



Acceptance rate TNSM

Precise figures have not been made public

- Early issues likely between 23 and 35%
- Current issues likely between 15 and 20%

According to CNOM / IFIP report at NOMS08

- 141 submissions in 2007
- 16 accepted
- 90 rejected
- 11 conditionally accepted
- 24 in review



Acceptance rate JNSM

Precise figures have not been made public

Figures presented at NOMS 2008:

- First issues (1996) around 70%
- All years: <50% for general issues
- All years: <30% for special issues
- Currently: 30% for general issues
- Currently: 20% for special issues



Acceptance rate IJNM

Precise figures have not been made public

Current estimates:

- around 33% for open call
- less for special issues



How to rank a journal

Acceptance rates

Citation index / Impact factors

- ISI - Thomson Scientific
- Scopus - Elsevier
- Citeseer^x



ISI - Thomson Scientific

1960: Institute for Scientific Information (ISI)

1992: Acquired by Thomson Corp.

- Thomson Scientific Division
- ISI Web of Knowledge
 - Journal Citation Reports (JCR)
 - Web of Science
 - Science Citation Index (SCI)
 - Licensed to universities and research institutes
 - Access via your university



Journals included by Thomson

Master list can be queried online

- <http://scientific.thomsonreuters.com/mjl/>
- Before a journal gets an impact factor, it should at least 3 years by included in the SCI

Included:

- **IEEE Communications Magazine**
- **Journal on Network and Service Management**



Main IEEE Journals

	ISSN	Cites 2007	Impact Factor	Immediacy Index	2007 articles	Cited half-life
JSAC	0733-8716	7411	1,799	0,171	175	7,4
Com. Mag.	0163-6804	3892	1,704	0,121	165	5,6
Network	0890-8044	1081	1,609	0,000	39	6,7
Internet Comp.	1089-7801	966	1,551	0,446	56	4,9
Trans. Comm.	0090-6778	9721	1,302	0,178	269	9,4
Comp. Netw.	1389-1286	1913	0,829	0,128	281	5,8
Comp. Comm.	0140-3664	930	0,391	0,060	299	5,1

© ISI Web of Knowledge

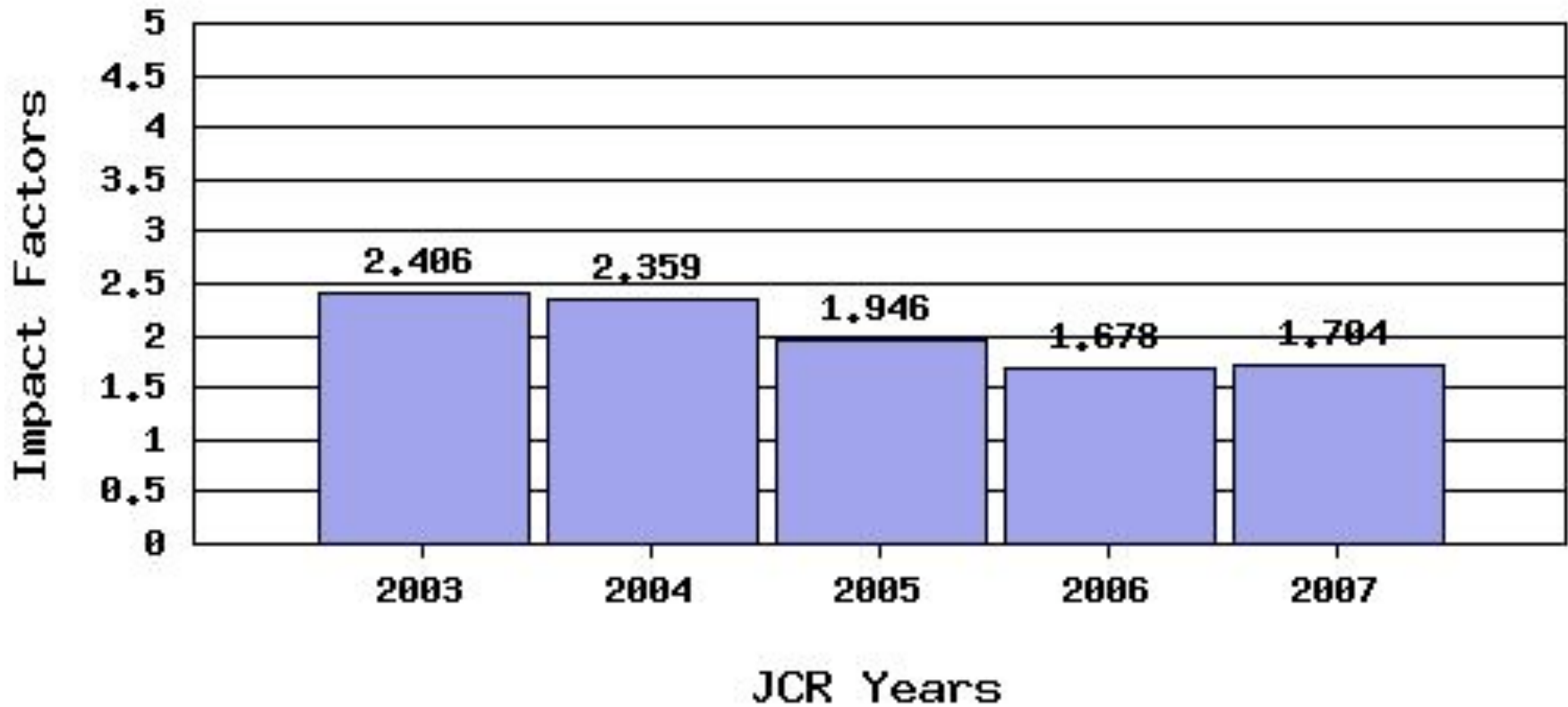


Information Society
Technologies



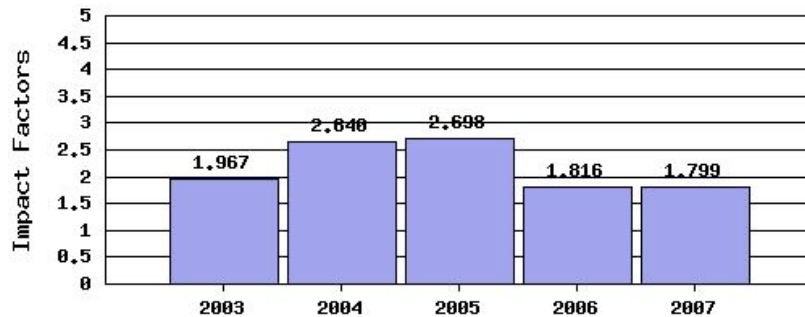
Impact factor ComMag

IEEE COMMUNICATIONS MAGAZINE



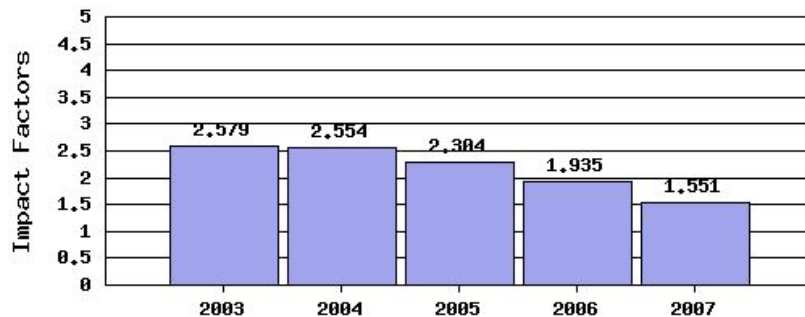
Impact factor other IEEE Journals

IEEE JOURNAL ON SELECTED AREAS IN COMMUNICATIONS



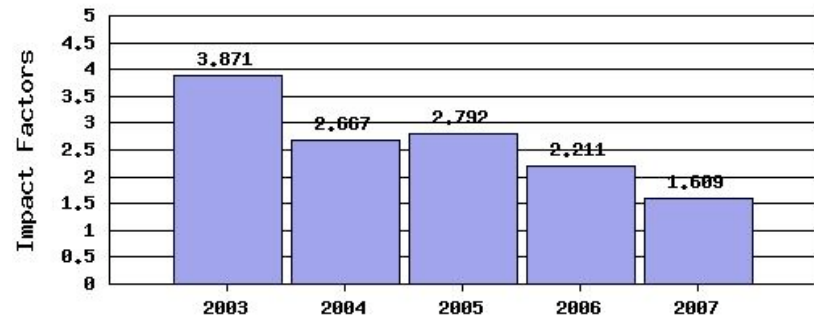
JCR Years

IEEE INTERNET COMPUTING



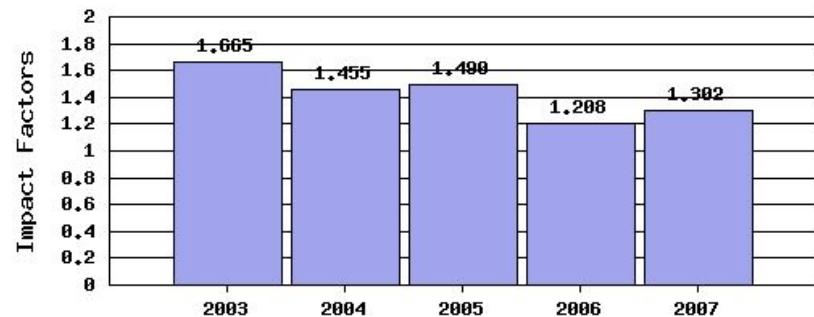
JCR Years

IEEE NETWORK



JCR Years

IEEE TRANSACTIONS ON COMMUNICATIONS



JCR Years

© ISI Web of Knowledge



Is an impact factor useful?

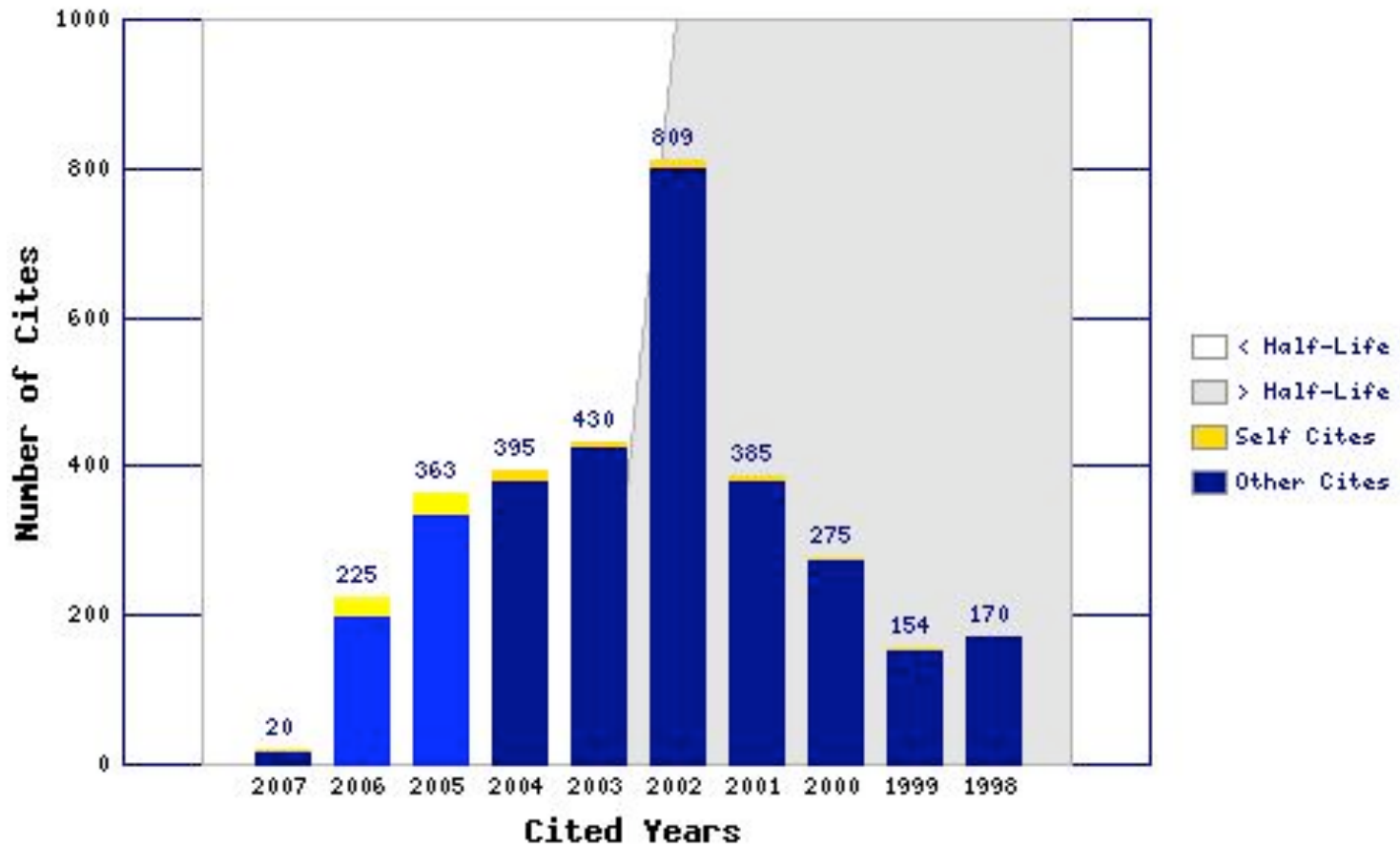
The impact factor is calculated over a three-year period
It can be considered as the average number of times
published papers are cited
up to two years after publication

Example

- A = the number of times articles published in 2006-7 were cited in indexed journals during 2008
- B = the number of articles published in 2006-7
- impact factor 2008 = A/B



Citations to ComMag articles



© ISI Web of Knowledge



Information Society
Technologies

EMANICS

Scopus - Elsevier

See: <http://www.scopus.com/scopus/home.url>

Included:

- **IEEE Communications Magazine**
- **Journal on Network and Service Management**
- **International Journal on Network Management**
- **LNCS conferences (DSOM, MMNS, IPOM, ...)**
- **Several other conferences**



Thomson SCI versus Scopus

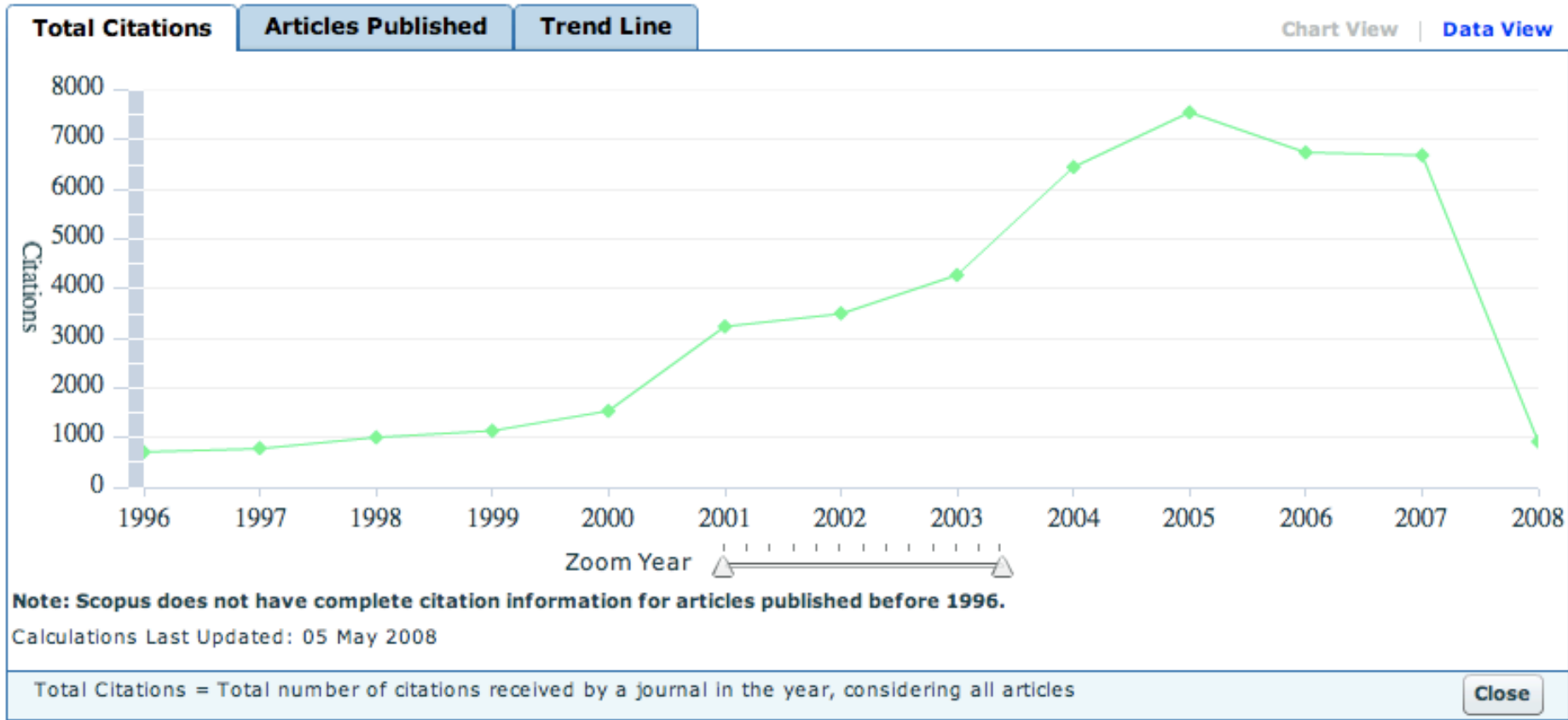
	Thomson SCI	Scopus
ComMag	✓	✓
TNSM		
JNSM	✓	✓
IJNM		✓
LNCS (DSOM, MMNS, ...)	until 2005	✓
IM		2005, 2007
NOMS		✓
E2EMon		✓
Comp. Netw.	✓	✓
Comp. Comm.	✓	✓



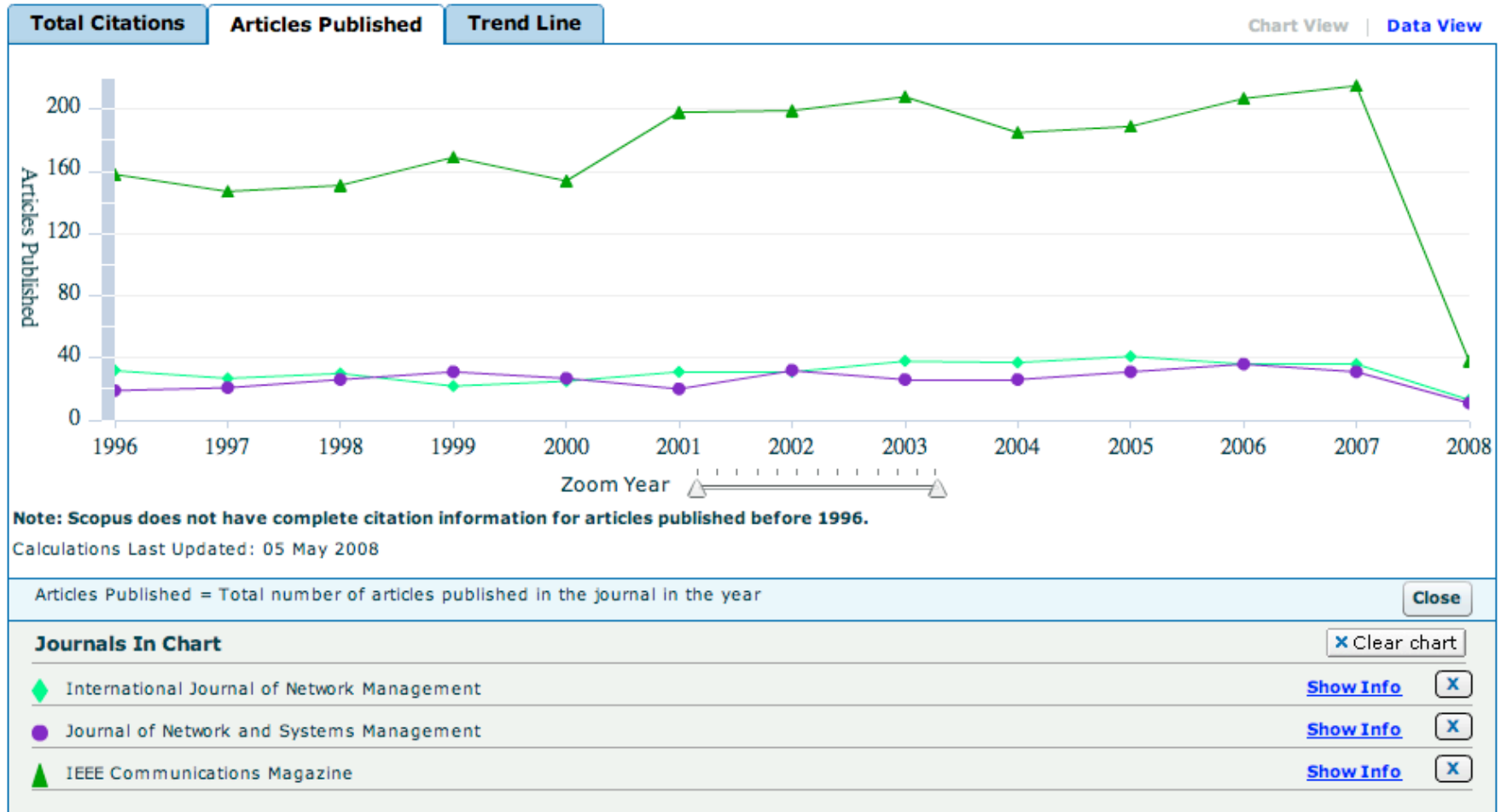
Example Scopus: IJNM and JNSM



Example Scopus: ComMag



Example Scopus: # of articles



Overview

- 1) Why should we / I bother?
- 2) What publications do exist?
- 3) How to rank a conference
- 4) How to rank a journal
- 5) How to measure your performance



How to measure your performance

1) H-index

2) Bibliometric data analysis



How to measure your performance

1) H-index

2) Bibliometric data analysis



H-index

See: http://en.wikipedia.org/wiki/Hirsch_number

An index value of x means:
you have at least x publications
that are each cited at least x times

To determine your H-index, you can use:

- Google scholar
 - Publish or Perish: <http://www.harzing.com/resources.htm#/pop.htm>
- Scopus



Web of Science

H-index - some numbers*

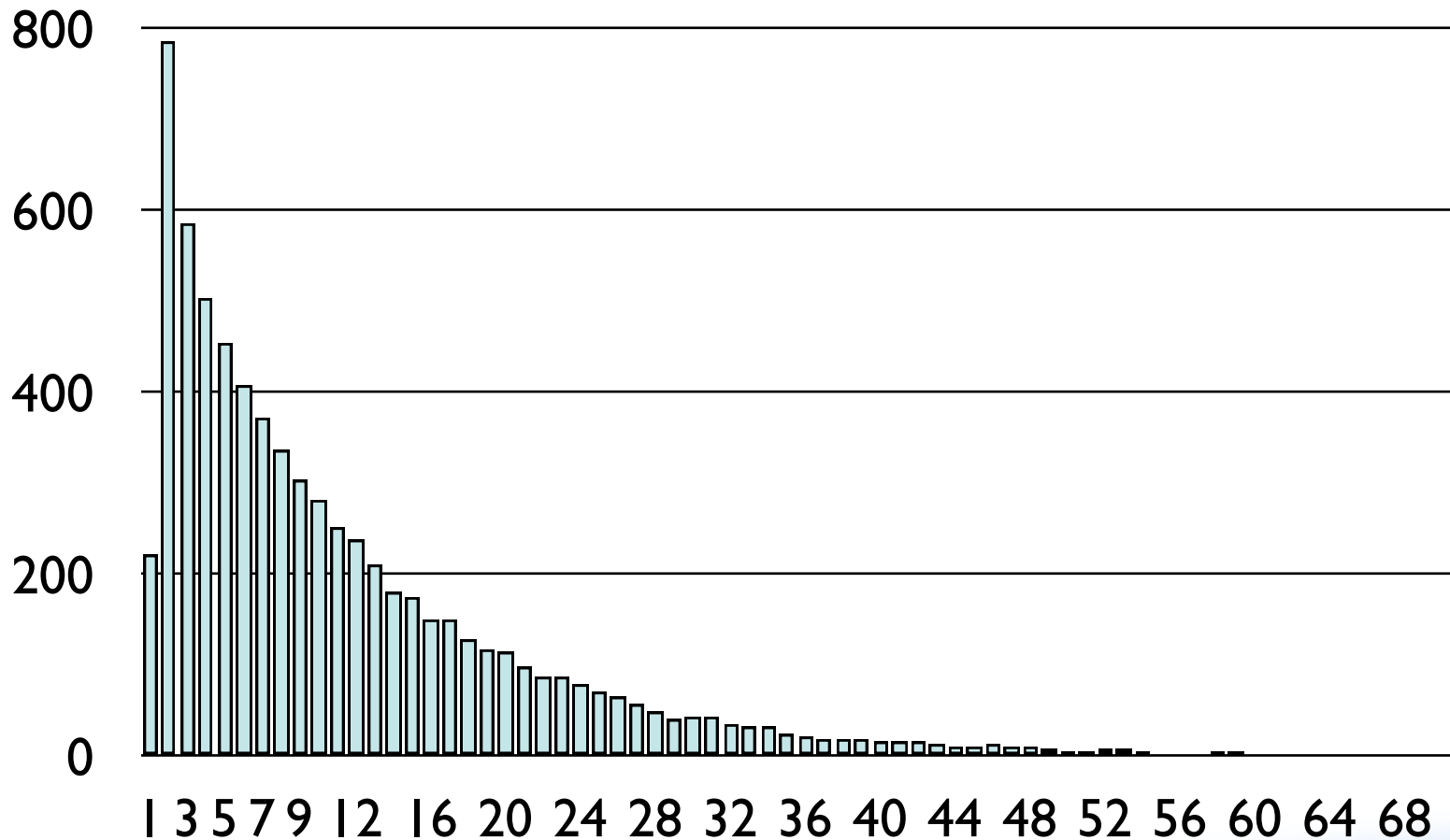
Person	Scholar	Scopus	ISI
1	15	9	4
2	13	6	5
3	5	1	0
4	6	2	1
5	6	2	1
6	9	2	1
7	16	7	3
8	20	10	6
9	9	3	2
10	13	3	3
11	24	10	6
12	18	6	4



* Persons have been anonymized!

H-index

for 35,599 unique people in
Engineering, Computer Science, and Mathematics



How to measure your performance

1) H-index

2) Bibliometric data analysis



Bibliometric data analysis

CWTS Leiden - Ton van Raan

- <http://www.socialsciences.leidenuniv.nl/cwts/>
- http://www.cwts.nl/cwts/NWO_Inf_Final_Report_V_210207.pdf

Uses following metrics:

- CPP: the average number of citations per publication (for a person or group). Self-citations are not included
- JCS: the average journal citation-score
- FCS_m : the average citation rate of all articles in the subfield m



Calculation of CPP, JCS and FCS (I)

Article	Citations CPP	JCS	FCS
1	7	5	14,8
2	4	7	3,6
3	5	2	3,6



Calculation of CPP, JCS and FCS (II)

$$\text{CPP} = (7 + 4 + 5) / 3 = 5,33$$

$$\text{JCS} = (5 + 7 + 2) / 3 = 4,66$$

$$\text{FCS} = (14,8 + 3,6 + 3,6) / 3 = 7,33$$

$$\text{CPP/FCS} = 5,33 / 7,33 = 0,73$$

– normalised citation impact indicator



Normalised citation impact indicator

$CPP/FCS_m < 0.80$

- performance significantly below internat. average

$0.80 < CPP/FCS_m < 1.20$

- performance about internat. average

$1.20 < CPP/FCS_m < 2.00$

- performance significantly above internat. average

$2.00 < CPP/FCS_m < 3.00$

- performance in internat. perspective is very good

$CPP/FCS_m > 3.00$

- performance in internat. perspective is excellent



Conclusions

Others care about your performance

So you better care too!

Publish more in Journals



Some References and URLs

1. David Lorge Parnas: Stop the Numbers Game - Counting papers slows the rate of scientific progress, in Communications of the ACM, Nov 2007 / Vol 50, No 11
2. Networking Conferences Statistics:
<http://www.cs.ucsb.edu/~almeroth/conf/stats/#mmns>
3. Final 2007 Australian Ranking of ICT Conferences:
<http://www.core.edu.au/rankings/Conference%20Ranking%20Main.html>
4. <http://www.socialsciences.leidenuniv.nl/cwts/>
5. http://www.cwts.nl/cwts/NWO_Inf_Final_Report_V_210207.pdf
6. http://www.utwente.nl/ffnt/Past_Activities/january2008_july2008/presentation_karl_luyben/publish_or_perish_no_citation.pdf

